

Scilab Manual for  
Power Electronics and Drives Laboratory  
by Prof Jesus Bobin  
Electrical Engineering  
St.xavier'S Catholic College Of Engineering<sup>1</sup>

Solutions provided by  
Prof Jesus Bobin  
Electrical Engineering  
St.xavier'S Catholic College Of Engineering

June 20, 2026

<sup>1</sup>Funded by a grant from the National Mission on Education through ICT, <http://spoken-tutorial.org/NMEICT-Intro>. This Scilab Manual and Scilab codes written in it can be downloaded from the "Migrated Labs" section at the website <http://scilab.in>



# Contents

List of Scilab Solutions	3
1 Simulation of single phase semiconverter	5
2 Simulation of three phase semiconverter	7
3 Simulation of single phase fullconverter	10
4 Simulation of three phase fullconverter	12
5 DC to DC converters	15

# List of Experiments

# List of Figures

1.1	Single Phase semi converter . . . . .	6
2.1	three phase half converter with resistive load . . . . .	8
2.2	three phase half converter with resistive load . . . . .	9
3.1	Single Phase Fully Controlled Converter . . . . .	11
4.1	three phase full converter with resistive load . . . . .	13
4.2	three phase full converter with resistive load . . . . .	14
5.1	Boost converter . . . . .	16

# **Experiment: 1**

## **Simulation of single phase semiconverter**

This code can be downloaded from the website [www.scilab.in](http://www.scilab.in)

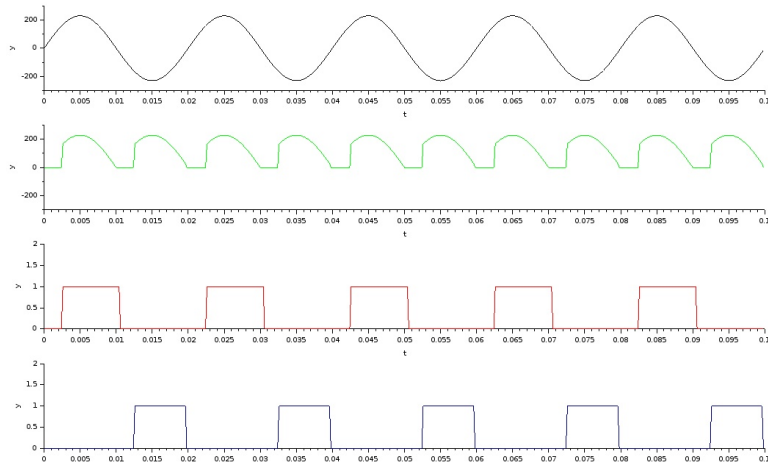


Figure 1.1: Single Phase semi converter

## **Experiment: 2**

# **Simulation of three phase semiconverter**

This code can be downloaded from the website [www.scilab.in](http://www.scilab.in)

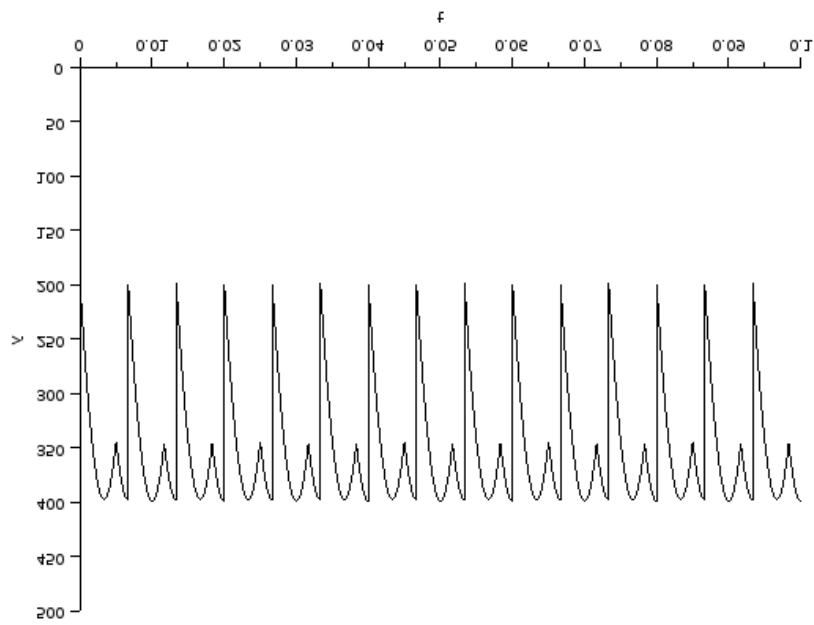


Figure 2.1: three phase half converter with resistive load

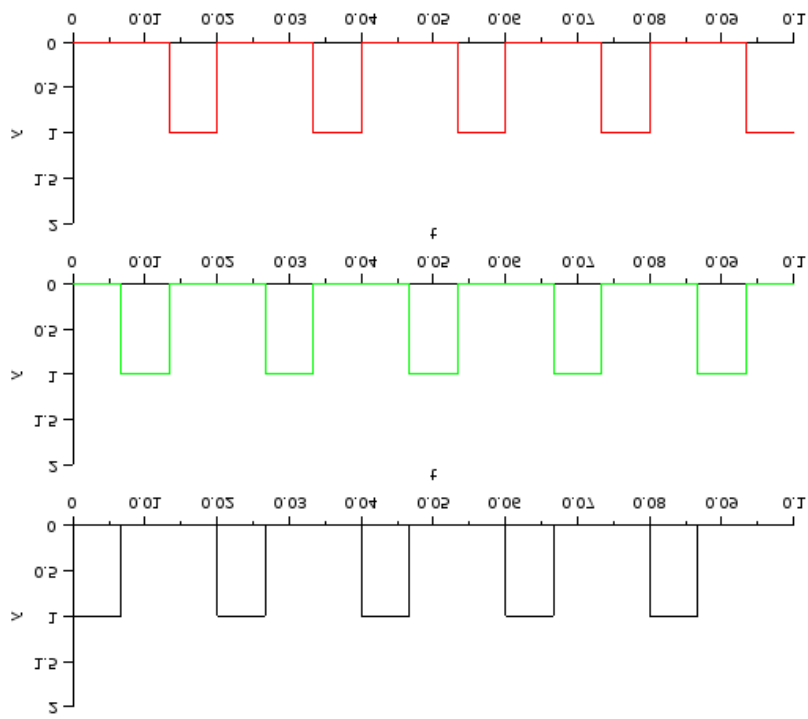


Figure 2.2: three phase half converter with resistive load

## **Experiment: 3**

### **Simulation of single phase fullconverter**

This code can be downloaded from the website [www.scilab.in](http://www.scilab.in)

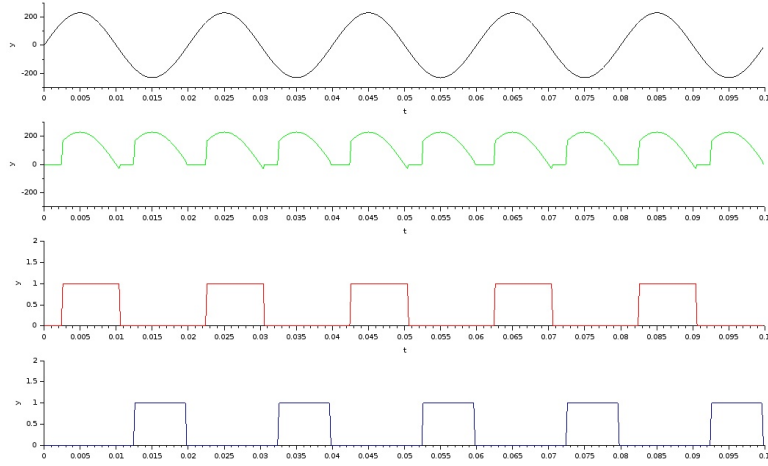


Figure 3.1: Single Phase Fully Controlled Converter

## **Experiment: 4**

### **Simulation of three phase fullconverter**

This code can be downloaded from the website [www.scilab.in](http://www.scilab.in)

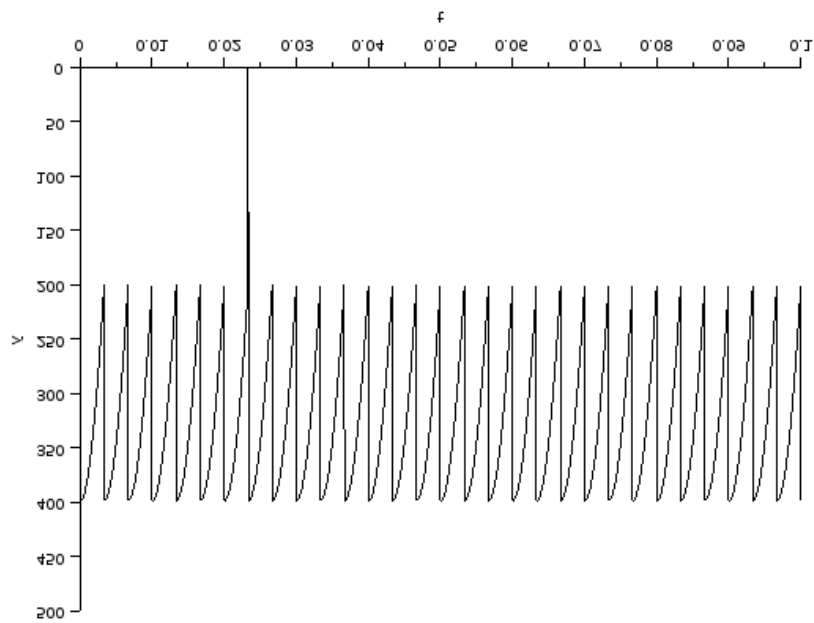


Figure 4.1: three phase full converter with resistive load

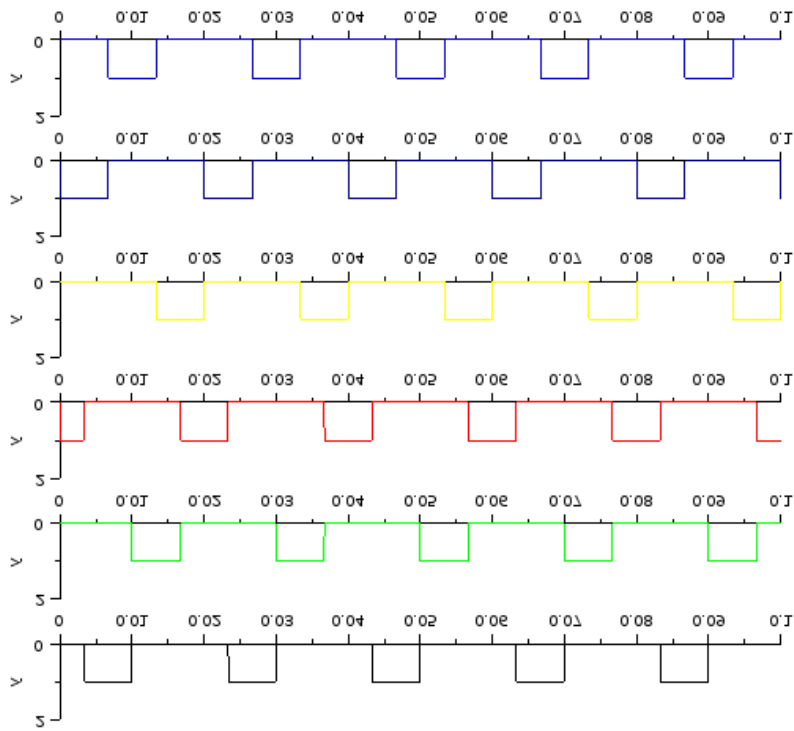


Figure 4.2: three phase full converter with resistive load

# Experiment: 5

## DC to DC converters

This code can be downloaded from the website [www.scilab.in](http://www.scilab.in)

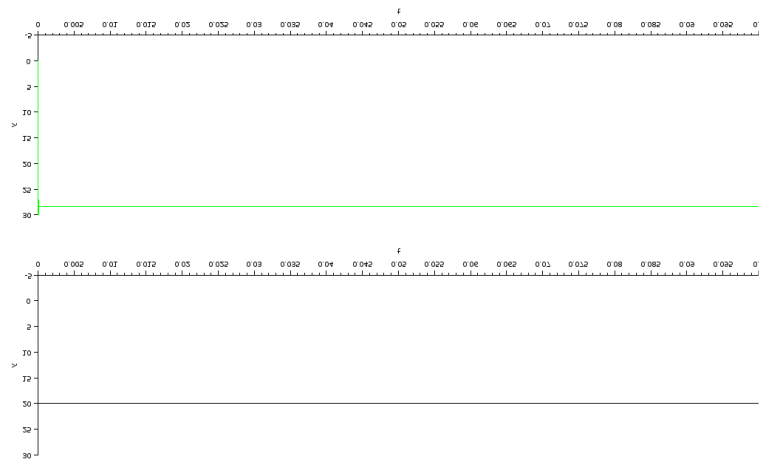


Figure 5.1: Boost converter